

Summary Feedback

ST1: Two Year Teaching Programme

Session 1.20: Paediatrics for FRCR Part 1 : Anatomy and Radiographic Trauma

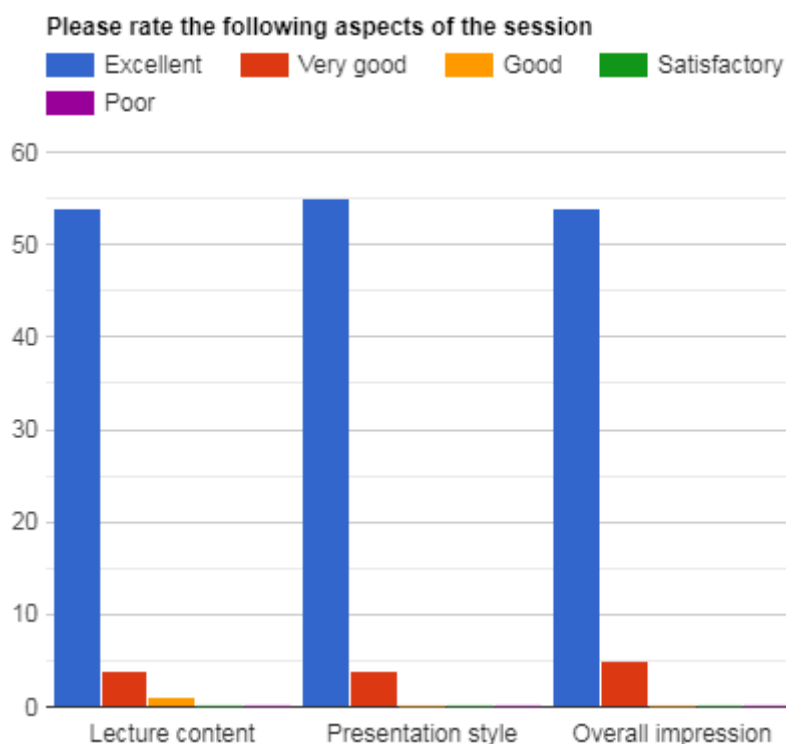
(i) Skull, chest & upper limb (ii) Spine & lower limb (iii) Quiz (29th April 2021)

Delivered By:

(Samantha Low & Tobi Aderotimi)

Summary Points:

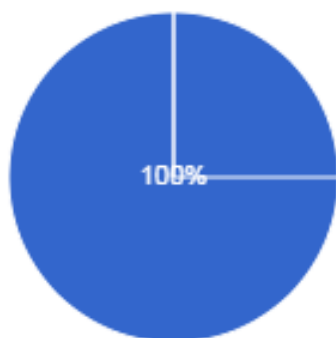
- ST1 teaching session 1.20: 3 hours teaching time
- Total Attendees: 372 from 24 Countries (Australia, Bangladesh, Canada, Czech Republic, Egypt, India, Iraq, Kenya, Lebanon, Malaysia, Nigeria, Oman, Pakistan, Saudi Arabia, South Africa, Sri Lanka, Sudan, UAE, UK, Ukraine, USA, Yemen, Zambia, Zimbabwe).
- Total feedback received from 60 participants



Session 1.20: Paediatrics for FRCR Part 1 : Anatomy and Radiographic Trauma (i) Skull, chest & upper limb (ii) Spine & lower limb (iii) Quiz

Did you find it useful
59 responses

● Yes
● No

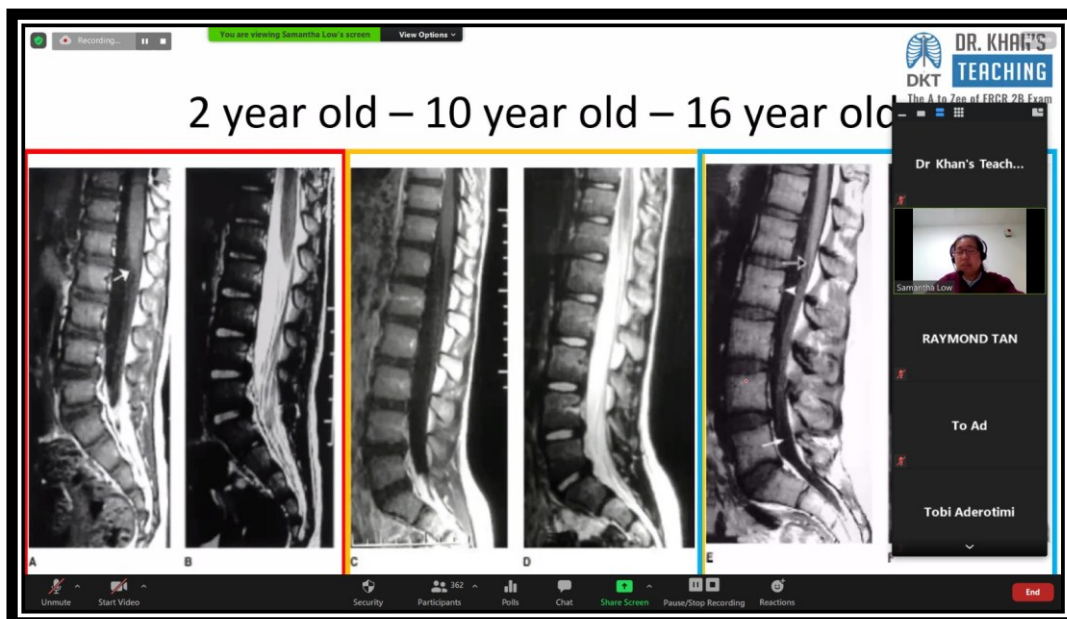
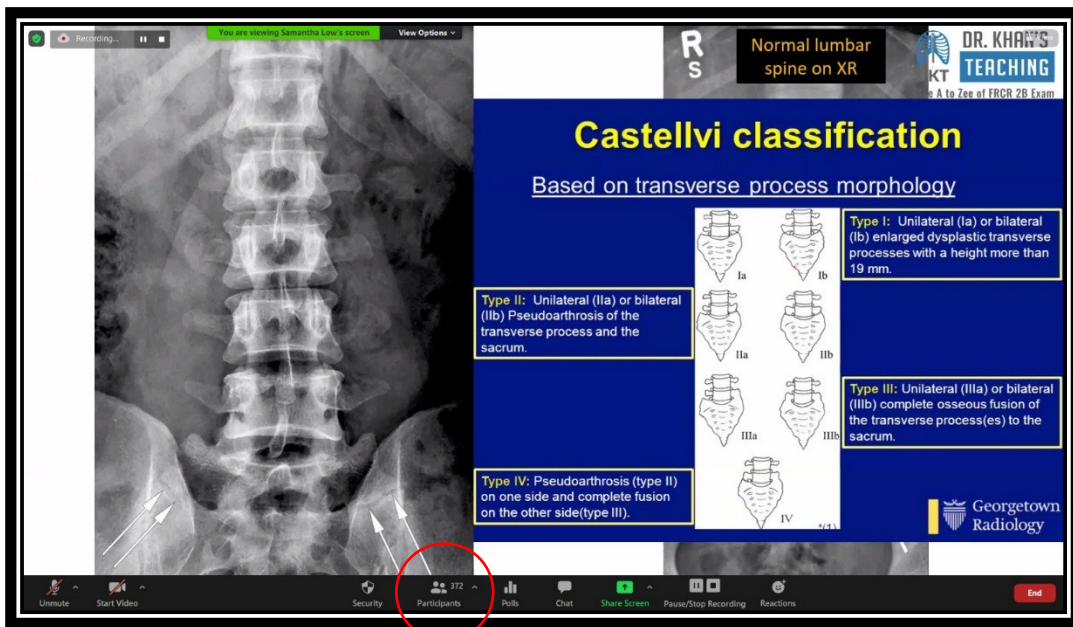


Testimonials

- Excellent coverage of paediatrics topics for Part 1 FRCR. Thank you for answering questions as well on the way and for the interactive quiz. Really enjoyed this talk! (UK).
- Very thorough coverage of paediatric plain film Radiology and important variations from adults. Very useful teaching that sadly has been missing from my own trust (UK).
- Very extensive, they touched so many aspects of the topic that were previously unclear (Nigeria).
- Thank you so much! Excellent presentations (UK).
- Thank you for another amazing talk (UK).
- Excellent presentation. Thank you Dr Khan and your team for this lectures. God bless you all (Kenya).
- Nice teaching (Oman).
- Amazing session, both lecturers were clear and concise (UK).
- Excellent session (Pakistan).
- Sam's lecture was very good. Multiple modality images orientated to match each other was very well done and easy to understand. USS images were great to include (UK).
- The young ladies were so eloquent (Nigeria).
- Everything was good revision (UK).
- Great teaching (Pakistan).
- Everything good (Pakistan).
- All was good (UAE).
- Great session (Kenya).
- Excellent, much appreciated (Kenya).
- Thank u for such lovely talk (Pakistan).
- Amazing thank you (UK).

Session 1.20: Paediatrics for FRCR Part 1 : Anatomy and Radiographic Trauma (i) Skull, chest & upper limb (ii) Spine & lower limb (iii) Quiz

- Really informative session (India).
- Very brilliant session (Pakistan).
- Very informative and good way of teaching (Pakistan).
- Really good useful talk, great speakers (UK).
- Very useful lecture as in this COVID pandemic our training is affected a lot as I am currently working in BMC Quetta Pakistan it helped me a lot, thank you (Pakistan).
- Very nice talks, exam focused, enthusiastic and knowledgeable speakers, educational and informative with a huge amount covered (UK).
- Excellent talk (Pakistan).
- The balance of difficulty between the talks was not equal. Dr Tobi's talk was great but maybe too basic and succinct, whereas Dr Samantha's talk was very in depth. I felt out of my depth as a beginner trying to understand so much new, completely unheard of knowledge for the first time during Dr Samantha's talk. The quiz was a good balance (UK).



Session 1.20: Paediatrics for FRCR Part 1 : Anatomy and Radiographic Trauma (i) Skull, chest & upper limb (ii) Spine & lower limb (iii) Quiz



=====XX=====XX=====